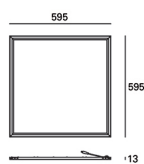




Opis

Oprawa natynkowa IP40 LED 35.4W 3000K Biały 3226lm

	Wykończenie	Materiał
Struktury	Biały	Aluminium
Dyfuzora	Biały	Akryl



Substitución directa placas tipo armstrong
Directly replacing armstrong ceiling units



WŁAŚCIWOŚCI TECHNICZNE

Źródło światła

Źródło światła: LED HONGLITRONIC

Moc (W): 35.4W

Całkowity pobór (W): 40.1W

Temperatura barwowa: Ciepła biel - 3000K

CRI: 80

Ryzyko fotobiologiczne: RG0

Lumenów realnie : 3226

Ilość LED: 216

lm/moc realna (W): 80

Żywotność : 36.000h L70B30

Bin / Grup: W42, W52

skala MacAdam: 3

UGR: 16.6

Rekomendowana żarówka: LED

OSPRZĘT

Zawiera osprzęt: Tak, elektroniczny

Napięcie / Częstotliwość:

100-240V/50-60Hz

Współczynnik mocy: 0.90

Protokół ściemniania : ON-OFF

Oprawa

Gwarancja: 5 Lata

Logistyka

Efektywność energetyczna: LED A++

Kod EAN: 8435381495336

Waga netto (kg): 2.04

Waga brutto (kg): 2.81

Opakowanie: 650 x 40 x 635

Opakowanie zbiorcze: 5

UGR	
S=0.250	
Sufit /Wnęka	0.7
Ściany	0.5
Płaszczyzna Robocza	0.2
Wymiary Pomieszczenia	X=4H, Y=8H
UGR Poprzeczna	20.9
UGR Podłużna	21.2

Wykończenie ze zdjęcia może nie odpowiadać wykończeniu z kodu. Aby określić odpowiedni proszę sprawdzić opis wykończenia.



AKCESORIA OPCJONALNE



TC-0202-BLA

Struktura materiału : Stal
Wymiary : 612 x 612 x 55
Waga netto (kg): 2.1

Luminaire

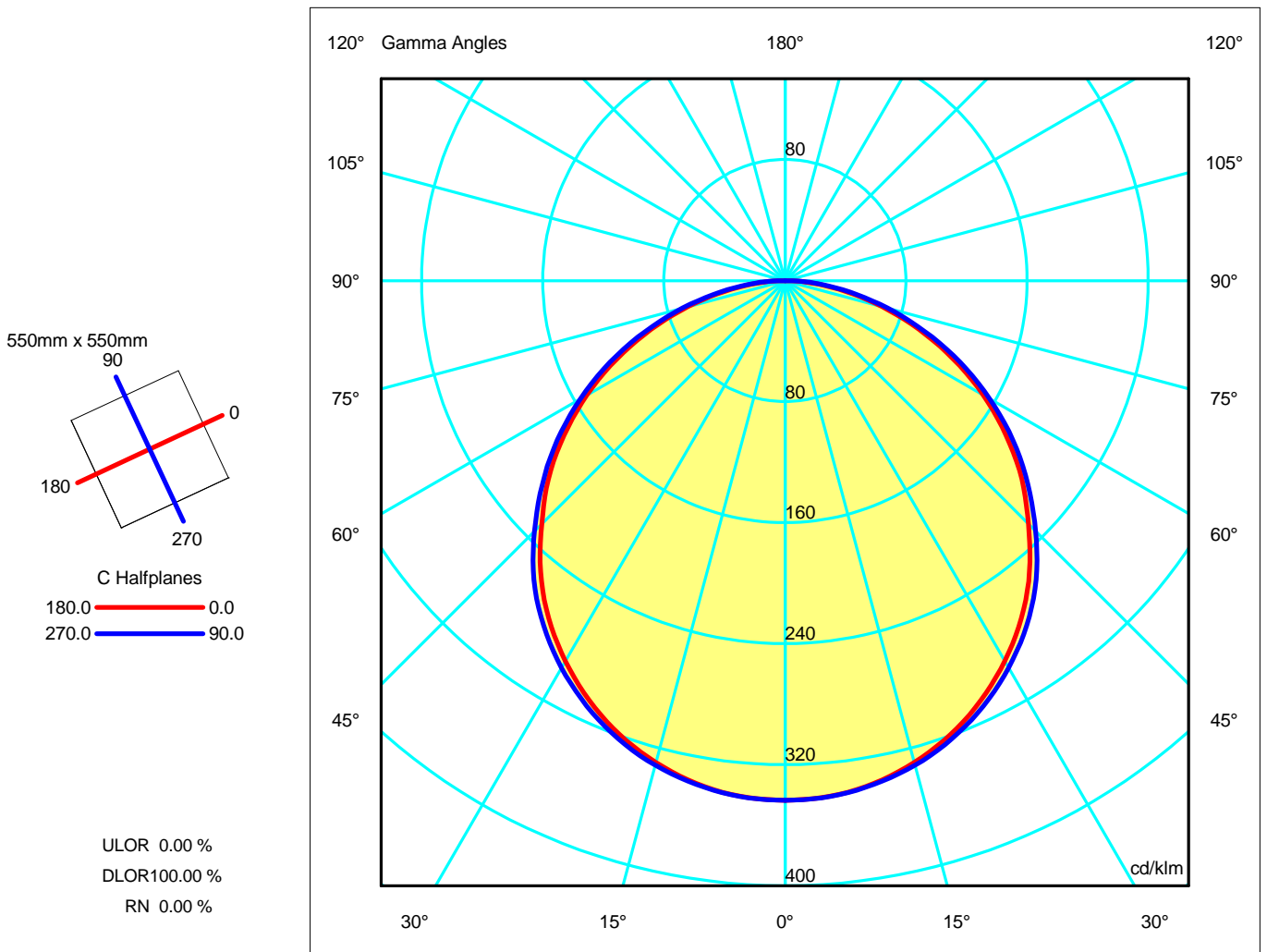
Code TC-0434-BLA
Name PLAFON LEDS

Measur.

Code TC-0434-BLA
Name PLAFON LEDS

Luminaire Flux	3225.88 lm	Luminaire Power	39.91 W	Efficacy	80.83 lm/W	Efficiency	100.00%
Lamps Flux	3225.88 lm	Maximum value	343.48 cd/klm	Position	C=0.00 G=0.00	CG	Double Symmetrical
Rectangular Luminaire Rectangular Luminous Area	Length Length	550 mm 550 mm	Width Width	550 mm 550 mm	Height Height	1 mm 0 mm	
Horizontal Luminous Area Emitting area on Plane 0° Emitting area on Plane 90°	0.302500 m2 0.000000 m2 0.000000 m2	Emitting area on Plane 180° Emitting area on Plane 270° Glare area at 76°	0.000000 m2 0.000000 m2 0.073181 m2				
Coordinate system Date Measurement Distance	CG 15-02-2018 0.00	Symmetry Type Maximum Gamma Angle Measurement Flux	Double Symmetrical 90 3225.88 lm				
Operator Temperature Humidity Notes	25.00 °C 60.00 %	Source Voltage [V] Source current [A] Photocell					

Line	Code	Luminaire Lamps Name	Flux [lm]	Pow. [W]	Q.ty
	TC-0434-BLA	TC-0434-BLA	3225.88	39.91	1
C.I.E.	46 78 95 100 100	D DIN 5040	A30		
F UTE	1.00 E	B NBN	BZ 5		





Luminaire

Code TC-0434-BLA
Name PLAFON LEDS

Measur.

Code TC-0434-BLA
Name PLAFON LEDS

Luminaire Flux	3225.88 lm	Luminaire Power	39.91 W	Efficacy	80.83 lm/W	Efficiency	100.00%
Lamps Flux	3225.88 lm	Maximum value	343.48 cd/klm	Position	C=0.00 G=0.00	CG	Double Symmetrical

Luminous Intensity Table cd/klm Table 1/1

	C 0.00	C 15.00	C 30.00	C 45.00	C 60.00	C 75.00	C 90.00
G 0.0	343.48	343.48	343.48	343.48	343.48	343.48	343.48
G 5.0	342.07	341.89	342.06	342.10	342.17	342.18	342.21
G 10.0	337.44	337.37	337.53	337.92	337.90	338.38	338.05
G 15.0	329.68	329.82	330.32	330.65	331.11	331.44	331.60
G 20.0	319.33	319.40	319.93	320.78	321.44	322.27	322.25
G 25.0	306.09	306.16	307.11	308.04	309.15	309.72	310.11
G 30.0	290.31	290.44	291.61	292.79	294.13	295.67	295.41
G 35.0	272.20	272.35	273.33	274.86	276.32	277.53	278.23
G 40.0	251.21	251.76	252.67	256.04	255.93	258.32	258.07
G 45.0	227.30	228.26	229.88	230.75	232.50	235.13	234.10
G 50.0	204.20	204.23	205.00	207.36	207.40	209.65	209.35
G 55.0	178.28	179.29	180.69	181.18	184.17	185.54	183.69
G 60.0	151.12	151.07	151.51	153.81	154.12	155.68	155.98
G 65.0	122.73	123.89	125.08	125.35	127.82	129.32	127.58
G 70.0	94.18	94.07	94.71	96.80	96.76	98.23	98.38
G 75.0	66.23	67.44	68.65	68.66	70.83	72.11	70.10
G 80.0	40.53	40.40	40.85	42.41	42.20	43.31	43.48
G 85.0	17.94	18.53	19.12	18.91	20.20	20.87	20.62
G 90.0	0.99	1.36	1.47	1.60	1.66	1.72	1.73

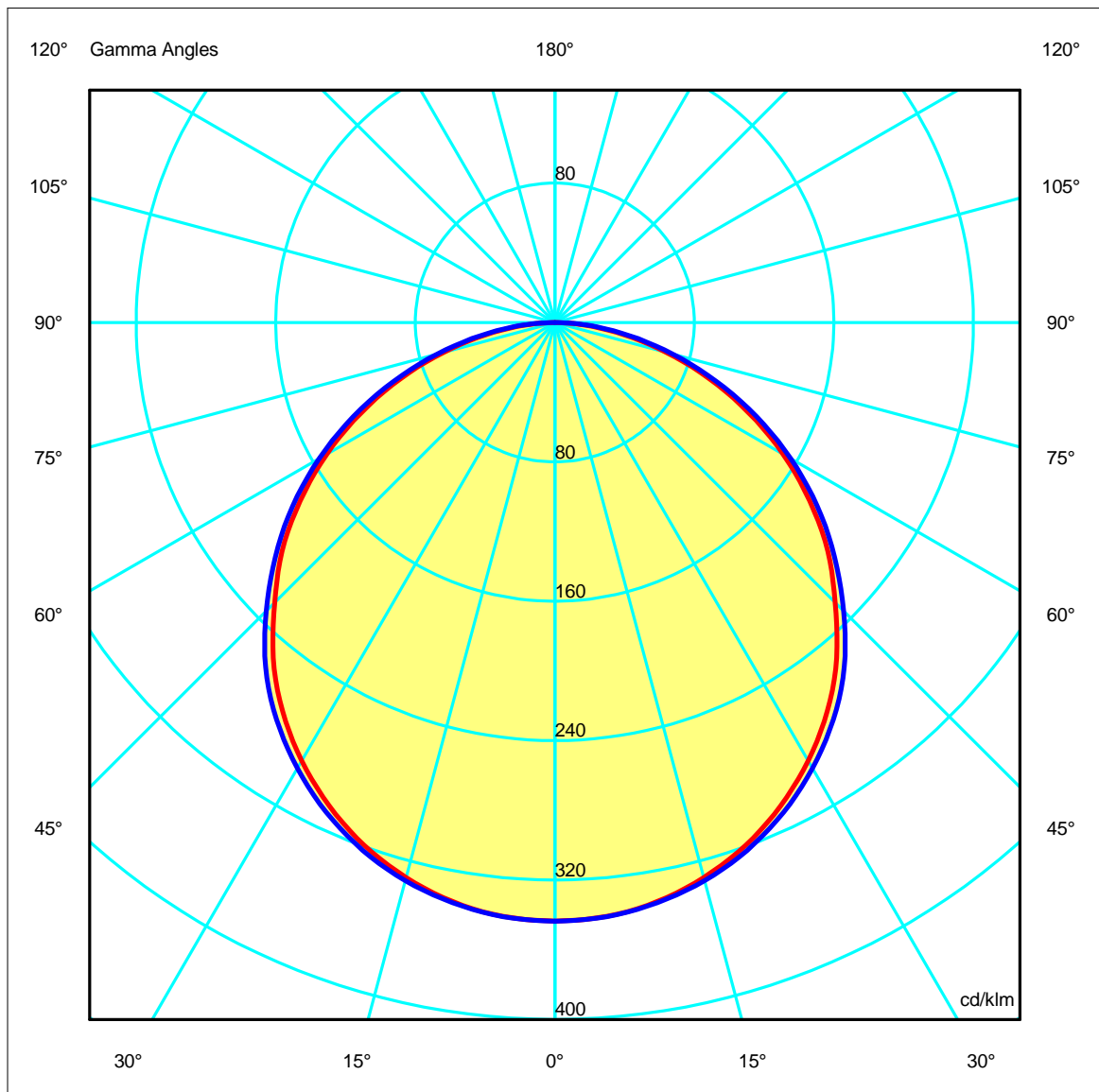
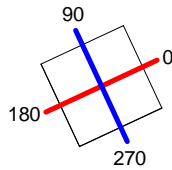
Luminaire
 Code TC-0434-BLA
 Name PLAFON LEDS
Measur.
 Code TC-0434-BLA
 Name PLAFON LEDS

Luminaire Flux	3225.88 lm	Luminaire Power	39.91 W	Efficacy	80.83 lm/W	Efficiency	100.00%
Lamps Flux	3225.88 lm	Maximum value	343.48 cd/klm	Position	C=0.00 G=0.00	CG	Double Symmetrical

550mm x 550mm

C Halfplanes

180.0 ——— 0.0
 270.0 ——— 90.0



Luminaire

Code TC-0434-BLA
Name PLAFON LEDS

Measur.

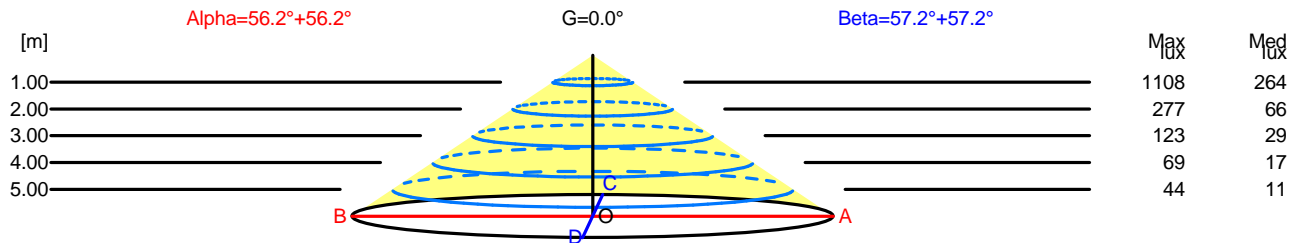
Code TC-0434-BLA
Name PLAFON LEDS

Luminaire Flux	3225.88 lm	Luminaire Power	39.91 W	Efficacy	80.83 lm/W	Efficiency	100.00%
Lamps Flux	3225.88 lm	Maximum value	343.48 cd/klm	Position	C=0.00 G=0.00	CG	Double Symmetrical

Width at 50.00 % of Max Intensity

H[m]	1.00	2.00	3.00	4.00	5.00	H[m]	1.00	2.00	3.00	4.00	5.00
OA	1.49	2.99	4.48	5.98	7.47	OC	1.55	3.10	4.65	6.20	7.76
OB	1.49	2.99	4.48	5.98	7.47	OD	1.55	3.10	4.65	6.20	7.76

	Luminous Intensities [cd/klm]									
	0	5	15	25	35	45	55	65	75	85
OA	1108.02	1103.48	1063.51	987.42	878.08	733.23	575.11	395.90	213.65	57.86
OB	1108.02	1103.48	1063.51	987.42	878.08	733.23	575.11	395.90	213.65	57.86
OC	1108.02	1103.94	1069.69	1000.39	897.54	755.17	592.57	411.56	226.14	66.53
OD	1108.02	1103.94	1069.69	1000.39	897.54	755.17	592.57	411.56	226.14	66.53



H[m]	D[m]	Max lux	Med lux	Alpha=56.2°+56.2°	G=0.0
1.00	2.99	1108	264		
2.00	5.98	277	66		
3.00	8.97	123	29		
4.00	11.96	69	17		
5.00	14.95	44	11		

H[m]	D[m]	Max lux	Med lux	Beta=57.2°+57.2°	G=0.0
1.00	3.10	1108	264		
2.00	6.20	277	66		
3.00	9.31	123	29		
4.00	12.41	69	17		
5.00	15.51	44	11		



Luminaire

Code TC-0434-BLA
Name PLAFON LEDS

Measurement

Code TC-0434-BLA
Name PLAFON LEDS

Luminaire Flux	3225.88 lm	Luminaire Power	39.91 W	Efficacy	80.83 lm/W	Efficiency	100.00%
Lamps Flux	3225.88 lm	Maximum value	343.48 cd/klm	Position	C=0.00 G=0.00	CG	Double Symmetrical

UGR
S = 0.250

Reflectancies										
Ceiling/Cavity	0.7	0.7	0.5	0.5	0.3	0.7	0.7	0.5	0.5	0.3
Walls	0.5	0.3	0.5	0.3	0.3	0.5	0.3	0.5	0.3	0.3
WorkingPlane	0.2	0.2	0.2	0.2	0.2	0.2	0.2	0.2	0.2	0.2
RoomDimensions	Viewed Crosswise					Viewed Endwise				
x=2H y=2H	16.6	17.9	16.9	18.2	18.4	16.8	18.1	17.1	18.4	18.6
x=2H y=3H	18.2	19.5	18.6	19.7	20.0	18.5	19.7	18.8	19.9	20.2
x=2H y=4H	18.9	20.0	19.3	20.3	20.6	19.2	20.3	19.5	20.6	20.9
x=2H y=6H	19.4	20.5	19.8	20.8	21.1	19.7	20.8	20.1	21.1	21.4
x=2H y=8H	19.6	20.6	19.9	20.9	21.2	19.9	20.9	20.3	21.2	21.6
x=2H y=12H	19.7	20.7	20.1	21.0	21.3	20.0	21.0	20.4	21.3	21.7
x=4H y=2H	17.4	18.6	17.8	18.8	19.1	17.5	18.7	17.9	19.0	19.3
x=4H y=3H	19.2	20.2	19.6	20.5	20.9	19.4	20.4	19.8	20.7	21.0
x=4H y=4H	20.0	20.9	20.4	21.2	21.6	20.3	21.1	20.7	21.5	21.8
x=4H y=6H	20.6	21.4	21.0	21.8	22.2	20.9	21.7	21.3	22.0	22.5
x=4H y=8H	20.9	21.5	21.3	21.9	22.4	21.2	21.8	21.6	22.2	22.7
x=4H y=12H	21.0	21.6	21.5	22.1	22.5	21.3	22.0	21.8	22.4	22.8
x=8H y=4H	20.4	21.1	20.8	21.5	21.9	20.6	21.3	21.0	21.7	22.1
x=8H y=6H	21.2	21.7	21.6	22.2	22.6	21.4	22.0	21.9	22.4	22.9
x=8H y=8H	21.5	22.0	21.9	22.4	22.9	21.7	22.2	22.2	22.7	23.2
x=8H y=12H	21.7	22.1	22.2	22.6	23.1	22.0	22.4	22.5	22.9	23.4
x=12H y=4H	20.4	21.1	20.9	21.5	21.9	20.6	21.3	21.1	21.7	22.1
x=12H y=6H	21.2	21.8	21.7	22.2	22.7	21.5	22.0	22.0	22.4	22.9
x=12H y=8H	21.6	22.0	22.1	22.5	23.0	21.8	22.3	22.3	22.7	23.2

Luminaire

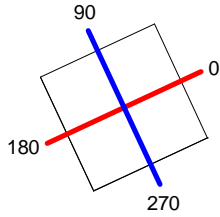
Code TC-0434-BLA
 Name PLAFON LEDS

Measur.

Code TC-0434-BLA
 Name PLAFON LEDS

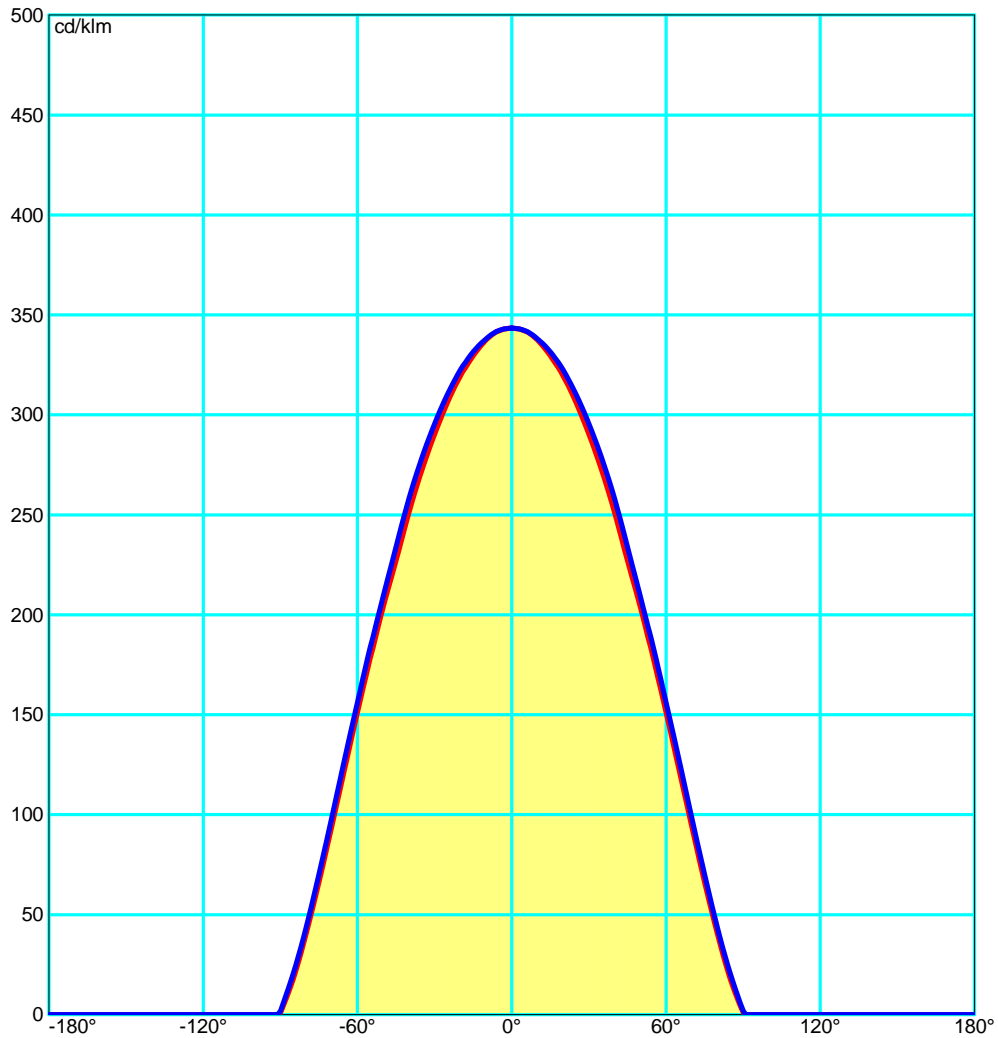
Luminaire Flux	3225.88 lm	Luminaire Power	39.91 W	Efficacy	80.83 lm/W	Efficiency	100.00%
Lamps Flux	3225.88 lm	Maximum value	343.48 cd/klm	Position	C=0.00 G=0.00	CG	Double Symmetrical

550mm x 550mm



C Halfplanes

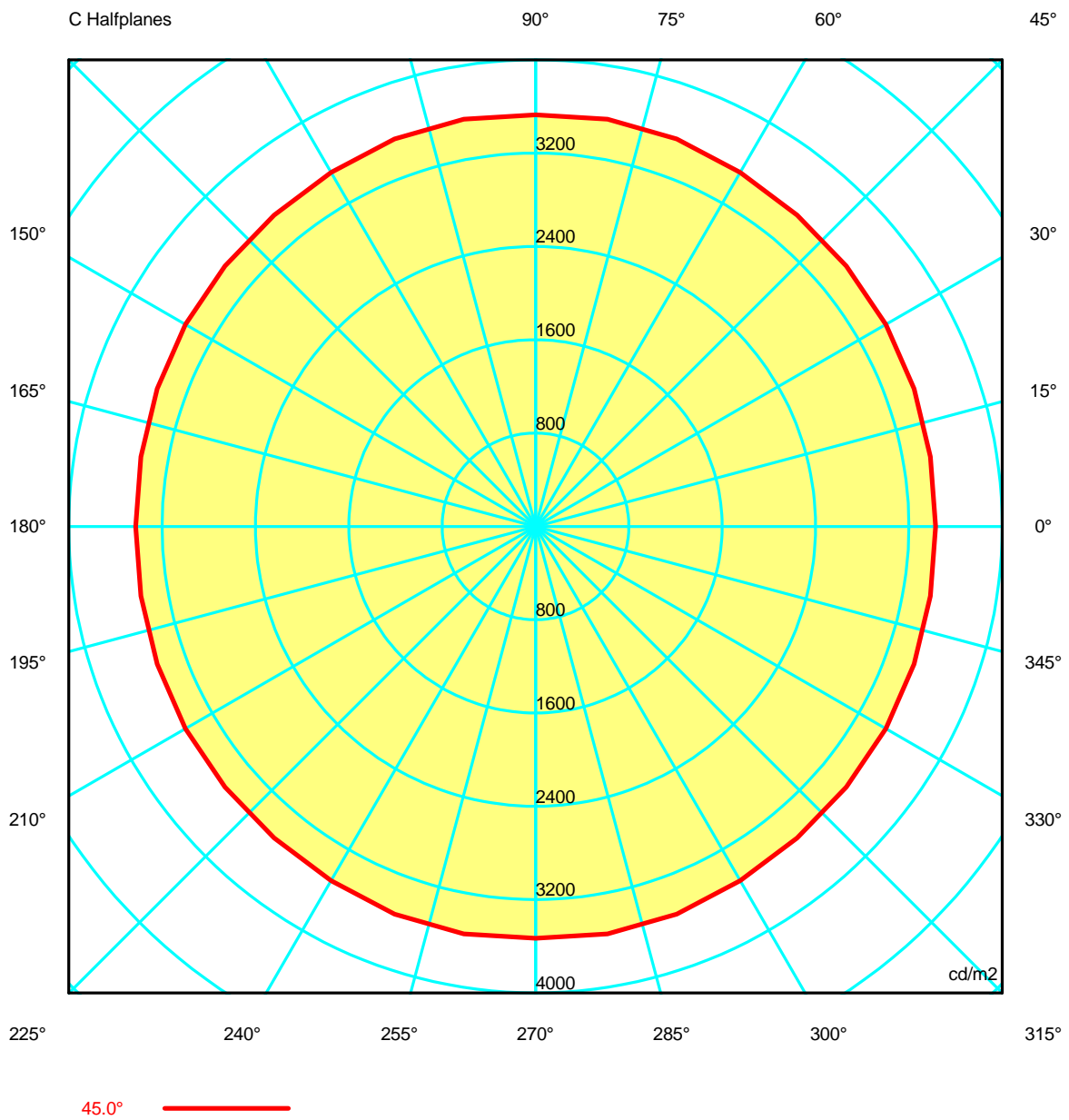
180.0 ———— 0.0
 270.0 ———— 90.0



Luminaire
 Code TC-0434-BLA
 Name PLAFON LEDS
Measur.
 Code TC-0434-BLA
 Name PLAFON LEDS

Luminaire Flux	3225.88 lm	Luminaire Power	39.91 W	Efficacy	80.83 lm/W	Efficiency	100.00%
Lamps Flux	3225.88 lm	Maximum value	343.48 cd/klm	Position	C=0.00 G=0.00	CG	Double Symmetrical

Luminance





Luminaire

Code TC-0434-BLA
Name PLAFON LEDS

Measur.

Code TC-0434-BLA
Name PLAFON LEDS

Luminaire Flux	3225.88 lm	Luminaire Power	39.91 W	Efficacy	80.83 lm/W	Efficiency	100.00%
Lamps Flux	3225.88 lm	Maximum value	343.48 cd/klm	Position	C=0.00 G=0.00	CG	Double Symmetrical

Luminance cd/m2 Table 1/3

	C 0.00	C 10.00	C 20.00	C 30.00	C 40.00	C 50.00	C 60.00	C 70.00	C 80.00	C 90.00	C 100.00	C 110.00	C 120.00
G 0.0	3662.88	3662.88	3662.88	3662.88	3662.88	3662.88	3662.88	3662.88	3662.88	3662.88	3662.88	3662.88	3662.88
G 5.0	3661.80	3660.14	3660.30	3661.67	3662.06	3662.36	3662.90	3662.94	3663.03	3663.33	3663.03	3662.94	3662.90
G 10.0	3654.03	3653.41	3653.40	3654.93	3658.17	3659.11	3659.03	3662.74	3664.02	3660.64	3664.02	3662.74	3659.03
G 15.0	3639.76	3640.36	3642.97	3646.77	3649.23	3651.99	3655.50	3658.23	3659.91	3660.91	3659.91	3658.23	3655.50
G 20.0	3623.94	3624.43	3626.03	3630.76	3637.34	3642.89	3647.90	3654.75	3658.24	3657.08	3658.24	3654.75	3647.90
G 25.0	3601.64	3602.16	3605.40	3613.61	3620.78	3629.02	3637.61	3642.63	3645.85	3648.95	3645.85	3642.63	3637.61
G 30.0	3574.88	3575.92	3580.24	3590.87	3600.73	3610.19	3621.87	3636.09	3641.94	3637.59	3641.94	3636.09	3621.87
G 35.0	3543.60	3544.91	3548.58	3558.37	3571.37	3584.76	3597.19	3608.44	3616.68	3622.13	3616.68	3608.44	3597.19
G 40.0	3497.11	3503.04	3505.65	3517.44	3551.83	3566.08	3562.79	3584.88	3599.83	3592.52	3599.83	3584.88	3562.79
G 45.0	3427.91	3436.29	3450.55	3466.81	3475.90	3485.89	3506.41	3536.63	3546.58	3530.48	3546.58	3536.63	3506.41
G 50.0	3387.83	3387.98	3389.24	3401.04	3430.07	3440.35	3440.80	3466.11	3481.92	3473.15	3481.92	3466.11	3440.80
G 55.0	3314.62	3325.58	3343.25	3359.41	3362.33	3383.65	3424.19	3448.36	3442.92	3415.25	3442.92	3448.36	3424.19
G 60.0	3223.07	3222.75	3221.22	3231.47	3266.41	3285.20	3287.01	3308.88	3322.42	3326.74	3322.42	3308.88	3287.01
G 65.0	3096.79	3115.26	3138.32	3156.16	3157.33	3178.82	3225.23	3259.22	3255.51	3219.29	3255.51	3259.22	3225.23
G 70.0	2936.56	2933.60	2933.94	2953.09	3001.03	3020.84	3016.88	3046.69	3064.24	3067.34	3064.24	3046.69	3016.88
G 75.0	2728.86	2760.20	2799.75	2828.74	2829.00	2850.44	2918.41	2967.97	2955.43	2888.39	2955.43	2967.97	2918.41
G 80.0	2488.74	2483.07	2481.73	2508.92	2580.41	2605.01	2591.35	2634.57	2663.12	2670.36	2663.12	2634.57	2591.35
G 85.0	2194.61	2239.28	2300.21	2339.12	2310.86	2351.22	2471.87	2543.31	2551.63	2523.46	2551.63	2543.31	2471.87
G 90.0	0.00	0.00	0.00	0.00	0.00	0.00	0.00	0.00	0.00	0.00	0.00	0.00	0.00



Luminaire

Code TC-0434-BLA
Name PLAFON LEDS

Measurment

Code TC-0434-BLA
Name PLAFON LEDS

Luminaire Flux	3225.88 lm	Luminaire Power	39.91 W	Efficacy	80.83 lm/W	Efficiency	100.00%
Lamps Flux	3225.88 lm	Maximum value	343.48 cd/klm	Position	C=0.00 G=0.00	CG	Double Symmetrical

Luminance cd/m2 Table 2/3

	C 130.00	C 140.00	C 150.00	C 160.00	C 170.00	C 180.00	C 190.00	C 200.00	C 210.00	C 220.00	C 230.00	C 240.00	C 250.00
G 0.0	3662.88	3662.88	3662.88	3662.88	3662.88	3662.88	3662.88	3662.88	3662.88	3662.88	3662.88	3662.88	3662.88
G 5.0	3662.36	3662.06	3661.67	3660.30	3660.14	3661.80	3660.14	3660.30	3661.67	3662.06	3662.36	3662.90	3662.94
G 10.0	3659.11	3658.17	3654.93	3653.40	3653.41	3653.41	3653.41	3653.40	3654.93	3658.17	3659.11	3659.03	3662.74
G 15.0	3651.99	3649.23	3646.77	3642.97	3640.36	3639.76	3640.36	3642.97	3646.77	3649.23	3651.99	3655.50	3658.23
G 20.0	3642.89	3637.34	3630.76	3626.03	3624.43	3623.94	3624.43	3626.03	3630.76	3637.34	3642.89	3647.90	3654.75
G 25.0	3629.02	3620.78	3613.61	3605.40	3602.16	3601.64	3602.16	3605.40	3613.61	3620.78	3629.02	3637.61	3642.63
G 30.0	3610.19	3600.73	3590.87	3580.24	3575.92	3574.88	3575.92	3580.24	3590.87	3600.73	3610.19	3621.87	3636.09
G 35.0	3584.76	3571.37	3558.37	3548.58	3544.91	3543.60	3544.91	3548.58	3558.37	3571.37	3584.76	3597.19	3608.44
G 40.0	3566.08	3551.83	3517.44	3505.65	3503.04	3497.11	3503.04	3505.65	3517.44	3551.83	3566.08	3562.79	3584.88
G 45.0	3485.89	3475.90	3466.81	3450.55	3436.29	3427.91	3436.29	3450.55	3466.81	3475.90	3485.89	3506.41	3536.63
G 50.0	3440.35	3430.07	3401.04	3389.24	3387.98	3387.83	3387.98	3389.24	3401.04	3430.07	3440.35	3440.80	3466.11
G 55.0	3383.65	3362.33	3359.41	3343.25	3325.58	3314.62	3325.58	3343.25	3359.41	3362.33	3383.65	3424.19	3448.36
G 60.0	3285.20	3266.41	3231.47	3221.22	3222.75	3223.07	3222.75	3221.22	3231.47	3266.41	3285.20	3287.01	3308.88
G 65.0	3178.82	3157.33	3156.16	3138.32	3115.26	3096.79	3115.26	3138.32	3156.16	3157.33	3178.82	3225.23	3259.22
G 70.0	3020.84	3001.03	2953.09	2933.94	2933.60	2936.56	2933.60	2933.94	2953.09	3001.03	3020.84	3016.88	3046.69
G 75.0	2850.44	2829.00	2828.74	2799.75	2760.20	2728.86	2760.20	2799.75	2828.74	2829.00	2850.44	2918.41	2967.97
G 80.0	2605.01	2580.41	2508.92	2481.73	2483.07	2488.74	2483.07	2481.73	2508.92	2580.41	2605.01	2591.35	2634.57
G 85.0	2351.22	2310.86	2339.12	2300.21	2239.28	2194.61	2239.28	2300.21	2339.12	2310.86	2351.22	2471.87	2543.31
G 90.0	0.00	0.00	0.00	0.00	0.00	0.00	0.00	0.00	0.00	0.00	0.00	0.00	0.00



Luminaire

Code TC-0434-BLA
Name PLAFON LEDS

Measur.

Code TC-0434-BLA
Name PLAFON LEDS

Luminaire Flux	3225.88 lm	Luminaire Power	39.91 W	Efficacy	80.83 lm/W	Efficiency	100.00%
Lamps Flux	3225.88 lm	Maximum value	343.48 cd/klm	Position	C=0.00 G=0.00	CG	Double Symmetrical

Luminance cd/m2 Table 3/3

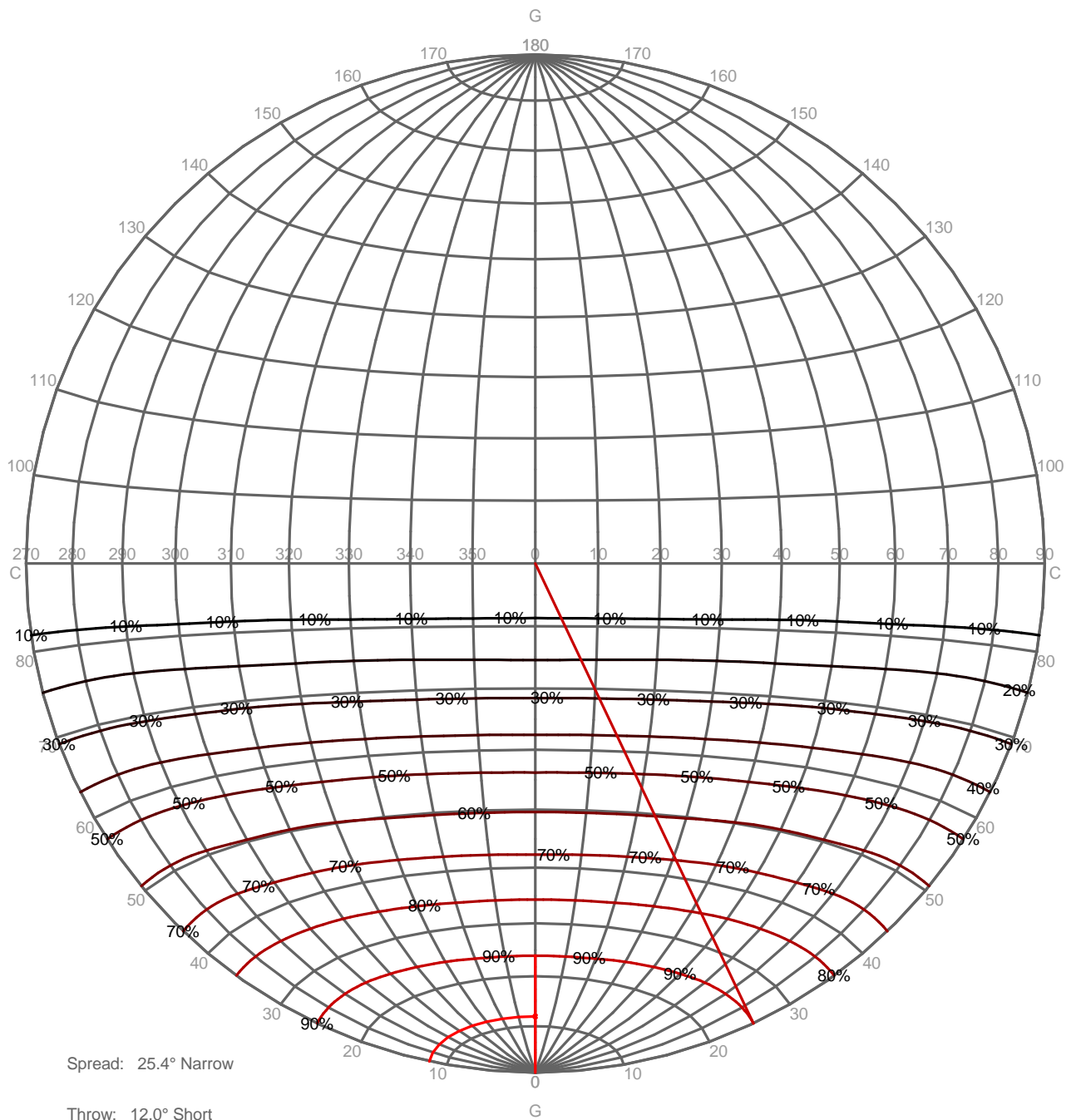
	C 260.00	C 270.00	C 280.00	C 290.00	C 300.00	C 310.00	C 320.00	C 330.00	C 340.00	C 350.00
G 0.0	3662.88	3662.88	3662.88	3662.88	3662.88	3662.88	3662.88	3662.88	3662.88	3662.88
G 5.0	3663.03	3663.33	3663.03	3662.94	3662.90	3662.36	3662.06	3661.67	3660.30	3660.14
G 10.0	3664.02	3660.64	3664.02	3662.74	3659.03	3659.11	3658.17	3654.93	3653.40	3653.41
G 15.0	3659.91	3660.91	3659.91	3658.23	3655.50	3651.99	3649.23	3646.77	3642.97	3640.36
G 20.0	3658.24	3657.08	3658.24	3654.75	3647.90	3642.89	3637.34	3630.76	3626.03	3624.43
G 25.0	3645.85	3648.95	3645.85	3642.63	3637.61	3629.02	3620.78	3613.61	3605.40	3602.16
G 30.0	3641.94	3637.59	3641.94	3636.09	3621.87	3610.19	3600.73	3590.87	3580.24	3575.92
G 35.0	3616.68	3622.13	3616.68	3608.44	3597.19	3584.76	3571.37	3558.37	3548.58	3544.91
G 40.0	3599.83	3592.52	3599.83	3584.88	3562.79	3566.08	3551.83	3517.44	3505.65	3503.04
G 45.0	3546.58	3530.48	3546.58	3536.63	3506.41	3485.89	3475.90	3466.81	3450.55	3436.29
G 50.0	3481.92	3473.15	3481.92	3466.11	3440.80	3440.35	3430.07	3401.04	3389.24	3387.98
G 55.0	3442.92	3415.25	3442.92	3448.36	3424.19	3383.65	3362.33	3359.41	3343.25	3325.58
G 60.0	3322.42	3326.74	3322.42	3308.88	3287.01	3285.20	3266.41	3231.47	3221.22	3222.75
G 65.0	3255.51	3219.29	3255.51	3259.22	3225.23	3178.82	3157.33	3156.16	3138.32	3115.26
G 70.0	3064.24	3067.34	3064.24	3046.69	3016.88	3020.84	3001.03	2953.09	2933.94	2933.60
G 75.0	2955.43	2888.39	2955.43	2967.97	2918.41	2850.44	2829.00	2828.74	2799.75	2760.20
G 80.0	2663.12	2670.36	2663.12	2634.57	2591.35	2605.01	2580.41	2508.92	2481.73	2483.07
G 85.0	2551.63	2523.46	2551.63	2543.31	2471.87	2351.22	2310.86	2339.12	2300.21	2239.28
G 90.0	0.00	0.00	0.00	0.00	0.00	0.00	0.00	0.00	0.00	0.00

Luminaire
 Code TC-0434-BLA
 Name PLAFON LEDS
Measurment.
 Code TC-0434-BLA
 Name PLAFON LEDS

Luminaire Flux	3225.88 lm	Luminaire Power	39.91 W	Efficacy	80.83 lm/W	Efficiency	100.00%
Lamps Flux	3225.88 lm	Maximum value	343.48 cd/klm	Position	C=0.00 G=0.00	CG	Double Symmetrical

PERCENTAGE ISOCANDLES

Projection: Equal Area SLI 6.4 Tight Tilting Angle:0°

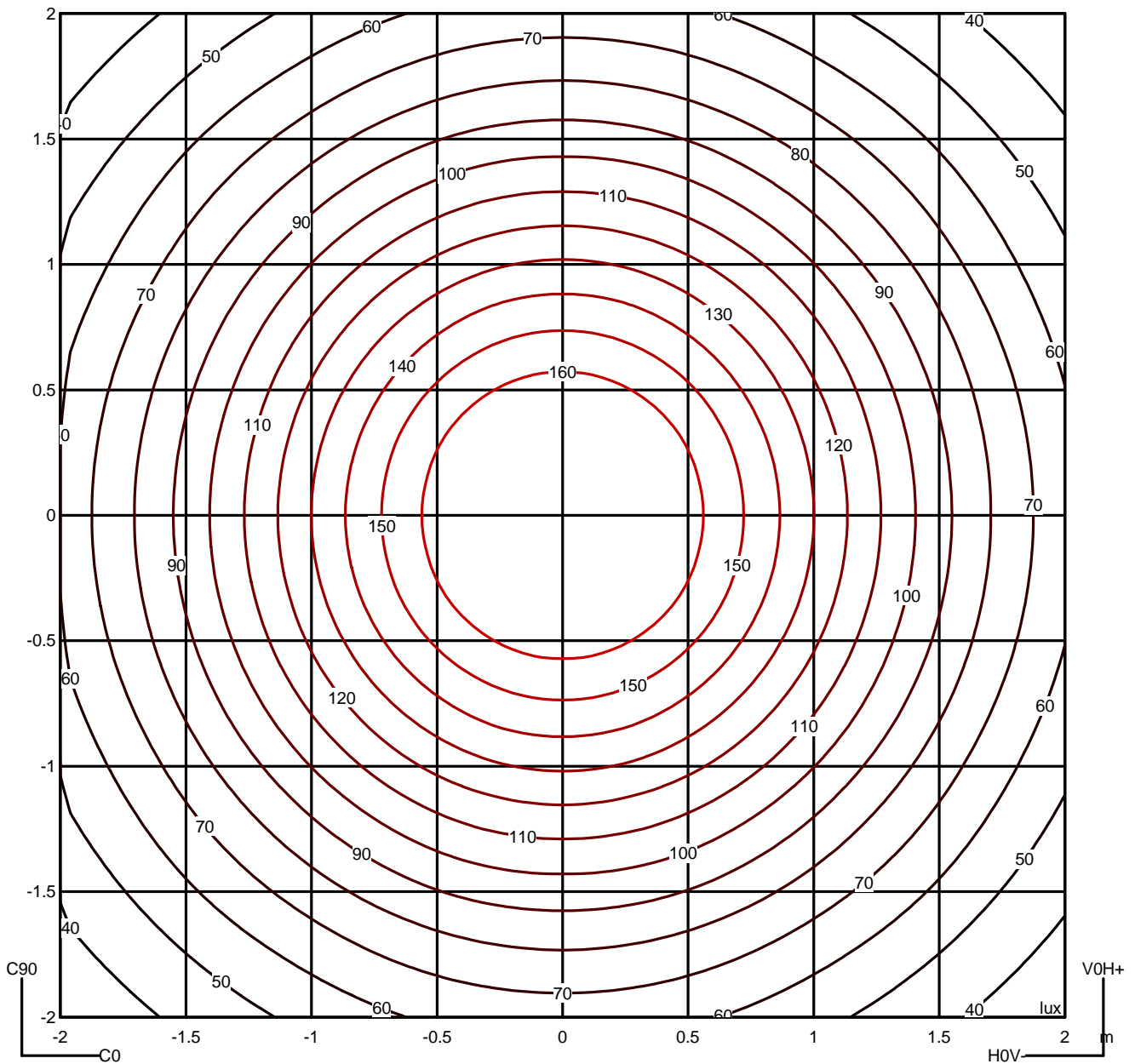


Luminaire
 Code TC-0434-BLA
 Name PLAFON LEDS
Measur.
 Code TC-0434-BLA
 Name PLAFON LEDS

Luminaire Flux	3225.88 lm	Luminaire Power	39.91 W	Efficacy	80.83 lm/W	Efficiency	100.00%
Lamps Flux	3225.88 lm	Maximum value	343.48 cd/klm	Position	C=0.00 G=0.00	CG	Double Symmetrical

Isolux (Floor)

Luminaire position X=0.00m Y=0.00m Z=2.50m

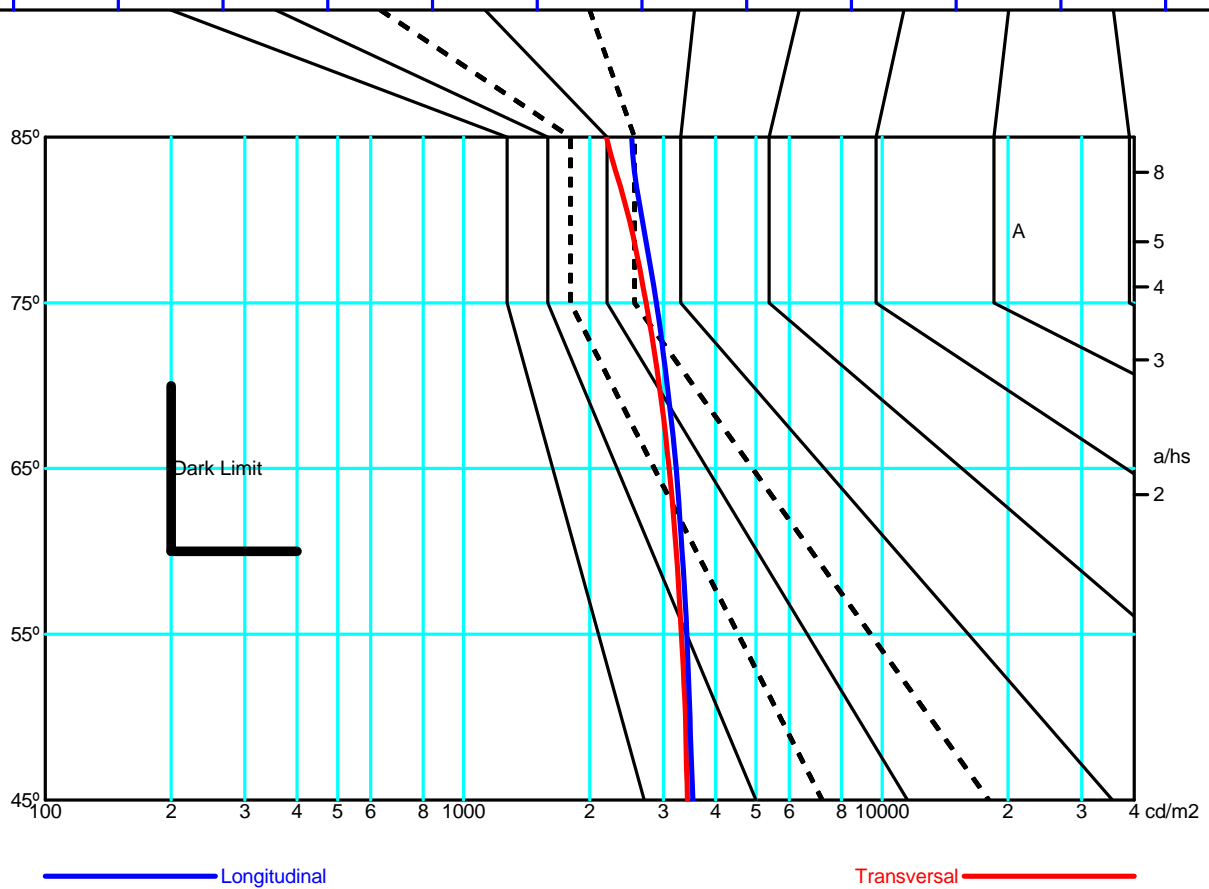


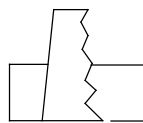
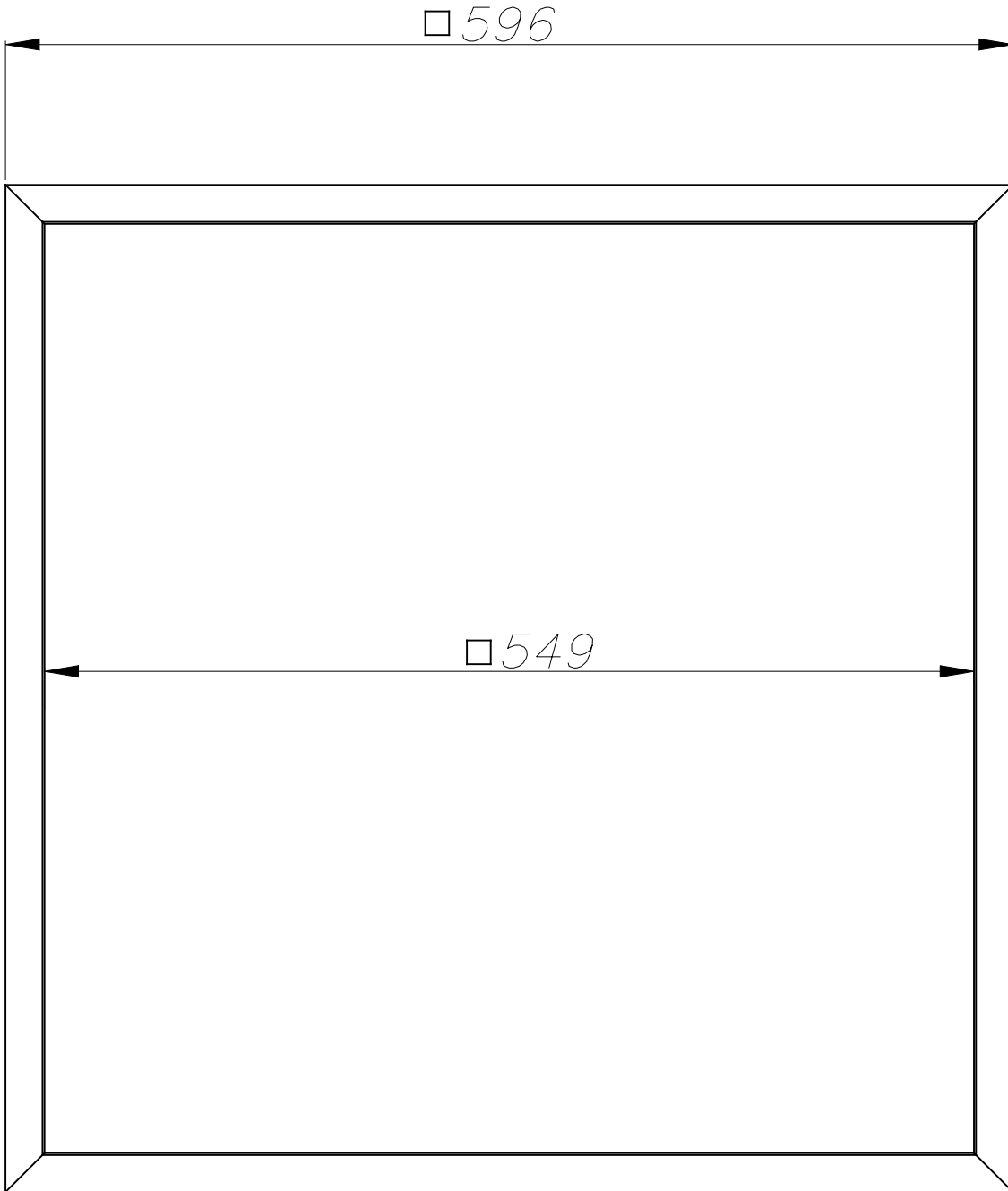
Luminaire
 Code TC-0434-BLA
 Name PLAFON LEDS
Measur.
 Code TC-0434-BLA
 Name PLAFON LEDS

Luminaire Flux	3225.88 lm	Luminaire Power	39.91 W	Efficacy	80.83 lm/W	Efficiency	100.00%
Lamps Flux	3225.88 lm	Maximum value	343.48 cd/klm	Position	C=0.00 G=0.00	CG	Double Symmetrical

		Average Luminance [cd/m ²]									
		45°	50°	55°	60°	65°	70°	75°	80°	85°	
0.0°		3428	3388	3315	3223	3097	2937	2729	2489	2195	---
90.0°		3530	3473	3415	3327	3219	3067	2888	2670	2523	---

Flush mounted or longitudinal view												
		Illumination(lx)										
A	A	2000	1000	750	500		<300					1.15
B	1		2000	1500	1000	750	500	<300				1.5
C					2000		1000	500	<300			1.85
D	2						2000	1000	500	<300		2.2
E	3							2000	1000	500	<300	2.55





SUBSTITUCIÓN
DIRECTA
PLACAS
TIPO
ARMSTRONG

DIRECTLY
REPLACING
ARMSTRONG
CEILING
UNITS

9

